

Play


Go ahead one
space.



START

Directions for two

1. Put the task card
2. Stack the game c
3. Put your markers
4. In turn, draw a ga
answer.
5. If your answer is c
and move.
6. The first player to



time!


Put
task card
here.

Go back one
space.



FINISH


players:
on the gameboard.
cards facedown.
on START.
me card and give your
correct, roll the die
reach FINISH wins.



Game Markers

Cut on bold line
Fold at thin line

Use with
"Playtime!"












Sound Discrimination
Game Cards

<p>1</p> 	<p>2</p> 	<p>3</p> 
<p>4</p> 	<p>5</p> 	<p>6</p> 
<p>7</p> 	<p>8</p> 	<p>9</p> 
<p>10</p> 	<p>11</p> 	<p>12</p> 







Sound Discrimination

Game Cards



Sound Discrimination

Game Cards, Answer Key Card, and Task Card

25 	26 	27 
28 	29 	30 

Answer Key Card

1.	😊	11.	😊	21.	😊
2.	😞	12.	😞	22.	😊
3.	😞	13.	😊	23.	😞
4.	😞	14.	😞	24.	😊
5.	😊	15.	😊	25.	😊
6.	😊	16.	😊	26.	😊
7.	😞	17.	😊	27.	😞
8.	😊	18.	😊	28.	😊
9.	😞	19.	😊	29.	😞
10.	😊	20.	😞	30.	😊

Task Card

Do the pictures
have the same
beginning sound?



yes



no